


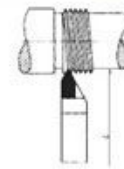
外螺纹车刀 60° 坡口角

194680 PRECITOOL, 右向 P20

h×b mm	194680 (RG 1932)	l <sub>1</sub> mm	ISO/DIN-硬质合 金刀片
12×12	●	110	E5
16×10	●	120	E5
16×16	●	125	E6
20×12	●	140	E6
20×20	●	140	E8
25×25	●	160	E10

HM

DIN  
282




内螺纹车刀 60° 坡口角

194720 PRECITOOL, 右向 P20

h×b mm	194720 (RG 1932)	l <sub>1</sub> mm	l <sub>2</sub> mm	ISO/DIN-硬质合 金刀片
10×10	●	140	52	E4
12×12	●	160	56	E5
16×16	●	180	63	E6
20×20	●	210	80	E8
25×25	●	250	100	E10

HM

DIN  
283



内孔勾槽车刀 内槽

194760 PRECITOOL, 右向 P20

194780 PRECITOOL, 右向 K20

h×b mm	194760 (RG 1932)	194780 (RG 1932)	l <sub>1</sub> mm	l <sub>2</sub> mm	ISO/DIN-硬质合 金刀片
10×10	●	●	140	52	D3
12×12	●	●	160	56	D4
16×16	●	●	180	63	D5
20×20	●	●	210	80	D6
25×25	●	○	250	100	D8

HM

ähnlich  
DIN  
263



内孔车刀

194820 PRECITOOL, 粗车刀75° 右向, P20


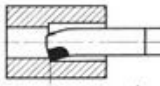
194840 PRECITOOL, 粗车刀75° 右向, K20

h×b mm	194820 (RG 1932)	194840 (RG 1932)	l <sub>1</sub> mm	l <sub>2</sub> mm	ISO/DIN-硬质合 金刀片
8×8	●	●	125	40	A5
10×10	●	●	150	50	A6
12×12	●	●	180	63	A8
16×16	●	●	210	80	A10
20×20	●	○	250	100	A12
25×25	●	○	300	125	A16
32×32	●	○	355	160	A20

HM

DIN  
4973

ISO  
8



HM

DIN  
4974

ISO  
9

194860 PRECITOOL, 修角车刀 90° 右向, DIN P20

194880 PRECITOOL, 修角车刀 90° 右向, DIN K20

h×b mm	194860 (RG 1932)	194880 (RG 1932)	l <sub>1</sub> mm	l <sub>2</sub> mm	ISO/DIN-硬质合 金刀片
8×8	●	●	125	40	A5
10×10	●	●	150	50	A6
12×12	●	●	180	63	A8
16×16	●	●	210	80	A10
20×20	●	●	250	100	A12
25×25	●	●	300	125	A16
32×32	●	●	355	160	A20



仅右向规格