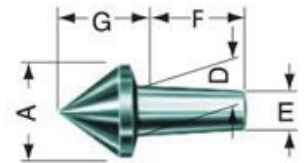


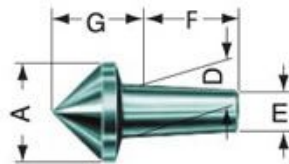
221410 60 度

型号	221410 (RG 2270)	A mm	D mm	E mm	G mm	F mm	适用规格 MK
102	○	16	7	5,2	20,0	18	2
104	○	20	12	9,6	24,0	24	3
108	○	28	15	12,0	31,5	30	4
110	○	38	22	18,5	43,0	35	5



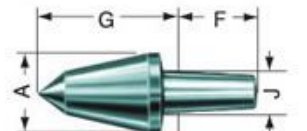
221415 75 度

型号	221415 (RG 2270)	A mm	D mm	E mm	G mm	F mm	适用规格 MK
102	○	16	7	5,2	17,0	18	2
104	○	20	12	9,6	22,5	24	3
108	○	28	15	12,0	24,5	30	4
110	○	38	22	18,5	35,0	35	5



221420 90 度


型号	221420 (RG 2270)	A mm	D mm	E mm	G mm	F mm	适用规格 MK
102	○	16	7	5,2	20,0	18	2
104	○	20	12	9,6	24,0	24	3
108	○	28	15	12,0	31,5	30	4
110	○	38	22	18,5	43,0	35	5



221425 60 度, 加长

型号	221425 (RG 2270)	A mm	D mm	E mm	F mm	G mm	J mm	适用规格 MK
102	○	14	7	5,2	18,0	25,0	6	2
104	●	18	12	9,6	24,0	30,0	8	3
108	●	26	15	12,0	30,0	43,0	12	4
110	○	32	22	18,5	35,0	55,0	13	5

整体车床顶尖



221500 全部顶尖材料为工具钢

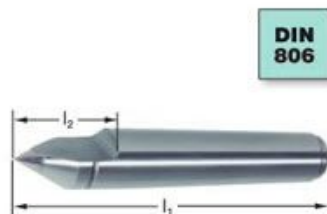
MK	221500 (RG 2200)	d ₁ mm	l ₁ mm
1	●	12,2	80
2	●	18,0	100
3	●	24,1	125
4	●	31,6	160
5	●	44,7	200
6	●	63,8	270



221570 硬质合金镶头


MK	221570 (RG 2200)	硬质合金-嵌块-Ø mm	d ₁ mm	l ₁ mm
1	○	7	12,2	80
2	●	7	18,0	100
3	●	11	24,1	125
4	●	14	31,6	160
5	●	18	44,7	200

整体车床顶尖



221600 半月式顶尖, 硬质合金镶头

MK	221600 (RG 2200)	硬质合金-嵌块-Ø mm	l ₁ mm	l ₂ mm
1	○	7	80	22
2	●	7	100	30
3	●	11	125	38
4	●	14	160	50
5	○	18	200	63



221650 带压紧螺母

MK	221650 (RG 2200)	d ₁ mm	l ₁ mm
1	○	12,2	90
2	○	18,0	112
3	●	24,1	138
4	●	31,6	175
5	●	44,7	217
6	○	63,8	290